



72nd CONGRESS OF THE INTERNATIONAL FISCAL ASSOCIATION

2-6 September 2018 | Seoul, Korea

FINAL REPORT

January 2019



CONTENT

- Registration Process / Incomes
- Attendance Figures
- Website / Visitors
- Accommodation
- Sponsors and Exhibitors
- Catering
- Congress Picture



Registration Process / Incomes

- A. Registration Fees
- B. Registrations by Month
- C. Registrations by Category and Deadline
- D. Method of Payment
- E. Method of Registration
- F. Registrations by Type
- G. Professional Position
- H. Registrations by World Region / Country
- I. Cancellations by Category
- J. Cancellations by Date
- K. No Shows by Type
- L. Cancellations by Country
- M. No Shows by Country
- N. Registration by Tours
- O. Cancellation by Tours

Registration Process / Incomes



72nd CONGRESS OF THE
INTERNATIONAL FISCAL ASSOCIATION
2-6 September 2018 | Seoul, Korea

A. Registration Fees

(In Korean WON)

Registration Category	Early Bird Rate Before 21 June	Regular Rate From 22 June	On-site Rate From 2 September
IFA Member	₩ 1,800,000	₩ 2,100,000	₩ 2,300,000
Non-IFA Member	₩ 2,200,000	₩ 2,400,000	₩ 2,700,000
Accompanying Person	₩ 650,000	₩ 700,000	₩ 800,000
Gala Dinner Ticket		₩ 220,000	

Registration Category	Early Bird Rate Before 21 June	Regular Rate From 22 June	On-site Rate From 2 September
IFA Executive Board		All Free	
IFA General Secretariat		All Free	
IFA Honorary Presidents & Members	₩ 650,000	₩ 700,000	₩ 800,000
International Organisations		Waived	
Poster Programme		Waived	
IFA Prizes		₩ 1,800,000	
Secretaries of Sessions		Waived	
International Press		Waived	
Special Speaker Guests		Waived / ₩ 1,800,000	
IFA Panelist	₩ 1,800,000	₩ 2,100,000	₩ 2,300,000
Organising Committee		All Free	
Sponsors		Waived	
Exhibitors		Waived	

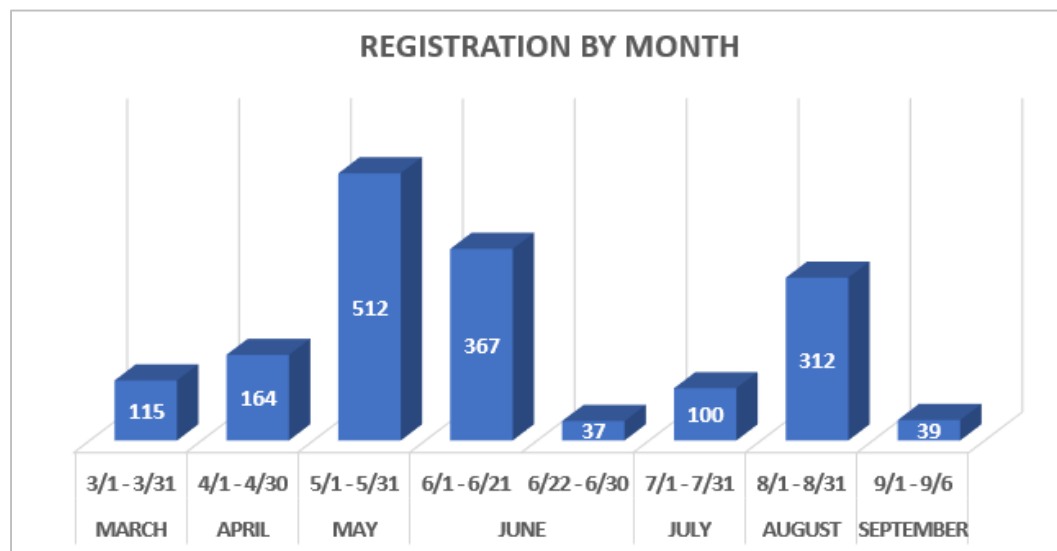
Registration Process / Incomes



72nd CONGRESS OF THE
INTERNATIONAL FISCAL ASSOCIATION
2-6 September 2018 | Seoul, Korea

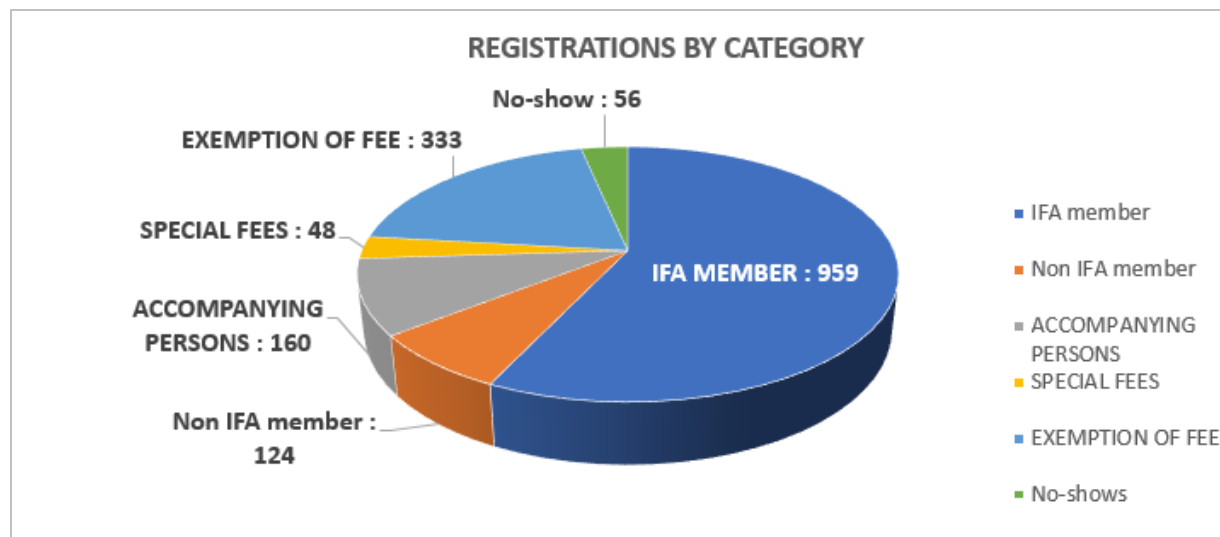
B. Registrations by Month

Month	Period	Subtotal	%	Accumulated	%	Remarks
March 2018	3/1 - 3/31	115	7 %	115	7 %	
April 2018	4/1 - 4/30	164	10 %	279	17 %	
May 2018	5/1 - 5/31	512	32 %	791	49 %	
June 2018	6/1 - 6/21	367	22 %	1,158	71 %	21 June end early bird rate
	6/22 - 6/30	37	2 %	1,195	73 %	
July 2018	7/1 - 7/31	100	6 %	1,295	79 %	
August 2018	8/1 - 8/31	312	19 %	1,607	98 %	
September 2018	9/1 - 9/6	39	2 %	1,646	100 %	
Total		1,646	100%			



C. Registrations by Category and Deadline

Category	Early Bird Before 21 June	Regular Before 31 August	Onsite From 1 September	Subtotal	Cancellation	Total
IFA Member	823	133	3	959	-21	938
Non-IFA Member	62	61	1	124	-8	116
Accompanying Persons	144	15	1	160	-5	155
Special Fees	37	11	0	48	0	48
Exemption of Fee (Complimentary)	105	193	35	333	0	333
No-shows	8	48	0	56	0	56
합 계	1,179	461	40	1,680	-34	1,646



D. Method of Payment

Type of Method		Number	%
Credit Card	Master	390	31 %
	Visa	528	42 %
	Other Cards (ROK only)	37	3 %
Bank Transfer		302	24 %
Total		1,257	100%

E. Method of Registration

Description	Number	%
On-line	1,571	95 %
Registration Form sent by e-mail	75	5 %
Total	1,646	100 %

Registration Process / Incomes



72nd CONGRESS OF THE
INTERNATIONAL FISCAL ASSOCIATION
2-6 September 2018 | Seoul, Korea

F. Registrations by Type (Special Fees)

Category		Special Code	Registration
Central IFA	IFA Honorary Presidents & Members	Accom. Rate	9
	IFA Prizes	IFA Member (Early Rate)	2
	Special Guests		4
	IFA Panelist	IFA Rate	2
IFA Korea	OC Invited	IFA Member (Early Rate)	25
Sponsors & Exhibitors	Additional Exhibitor Pass	Accom. Rate	6
Total			48

F. Registrations by Type (Complimentary)

Category		Special Code	Registration
Central IFA	IFA Executive Board (Include Accompanying Person)	Free (All)	7
	General Secretariat		4
	Poster Programme	Free (ex. Gala)	10
	Special Guests		8
	International Press		14
	Secretaries of Sessions		2
	International Organisations		11
IFA Korea	Organising Committee (Include Accompanying Person)	Free (All)	39
	OC Invited	Free (ex. Gala)	58
Sponsors & Exhibitors	Sponsors	Free (ex. Gala)	82
	Additional Sponsors		3
	Exhibitors Pass	Free (Exhibitor)	55
	YIN Pass	Free (YIN only)	40
Total			333

G. Professional Position

Professional Position	Number	%
Academic (full-time or main occupation)	165	10 %
Corporate tax officer (in-house tax function such as tax director, VP taxation, general tax counsel, head of tax; not from law, accounting and consulting firms)	166	10 %
Government official	150	9 %
International organisation (OECD, UN, etc.)	18	1 %
Tax practitioner (law or accounting firm or similar, but not in-house)	738	45 %
Judge (full-time)	11	0.7 %
Other	219	13.3 %
No Information Provided	179	11 %
Total	1,646	100 %

Registration Process / Incomes



72nd CONGRESS OF THE
INTERNATIONAL FISCAL ASSOCIATION
2-6 September 2018 | Seoul, Korea

H. Registrations by World Region / Country

▶ Total 85 Countries / 1,646 Participants

No.	World Region	Country	Number
1	North America	CANADA	50
2		UNITED STATES	110
Sub Total			160
3	Asia	BANGLADESH	1
4		CAMBODIA	2
5		CHINESE TAIPEI	11
6		HONG KONG	14
7		INDIA	64
8		INDONESIA	5
9		JAPAN	44
10		KAZAKHSTAN	1
11		LAO PDR	1
12		MALAYSIA	15
13		MALDIVES	3
14		MONGOLIA	2
15		MYANMAR	2
16		NEPAL	9
17		PAKISTAN	4
18		PEOPLE'S REPUBLIC OF CHINA	22
19		PHILIPPINES	2
20		REPUBLIC OF KOREA	349
21		SINGAPORE	23
22		SRI LANKA	4
23	THAILAND	3	
Sub Total			581

No.	World Region	Country	Number
24	Africa / Middle East	BENIN	1
25		CAMEROON	1
26		CÔTE D'IVOIRE	1
27		EGYPT	1
28		GHANA	2
29		ISRAEL	8
30		LIBERIA	1
31		MAURITIUS	1
32		MOROCCO	8
33		NIGERIA	9
34		QATAR	3
35		SENEGAL	3
36		SOUTH AFRICA	7
37		TUNISIA	1
38		UNITED ARAB EMIRATES	2
Sub Total			49
39	Oceania	AUSTRALIA	14
40		NEW ZEALAND	5
41		VANUATU	1
Sub Total			20

Registration Process / Incomes



72nd CONGRESS OF THE
INTERNATIONAL FISCAL ASSOCIATION
2-6 September 2018 | Seoul, Korea

H. Registrations by World Region / Country

► Total 85 Countries / 1,646 Participants

No.	World Region	Country	Number
42	European Union	ANDORRA	1
43		AUSTRIA	37
44		BELGIUM	18
45		BULGARIA	1
46		CYPRUS	1
47		CZECH REPUBLIC	5
48		DENMARK	47
49		ESTONIA	2
50		FINLAND	37
51		FRANCE	44
52		GERMANY	76
53		HUNGARY	2
54		IRELAND	4
55		ITALY	60
56		LATVIA	1
57		LIECHTENSTEIN	1
58		LUXEMBOURG	21
59		MALTA	5
60		NETHERLANDS	91
61		NORWAY	32
62		POLAND	10
63		PORTUGAL	12
64		RUSSIA	8

No.	World Region	Country	Number
65		SERBIA	2
66		SLOVAKIA	2
67		SPAIN	28
68		SWEDEN	34
69		SWITZERLAND	72
70		UKRAINE	1
71		UNITED KINGDOM	34
Sub Total			689
72	South America	ARGENTINA	12
73		ARUBA	2
74		BOLIVIA	2
75		BRAZIL	48
76		CHILE	7
77		COLOMBIA	8
78		COSTA RICA	2
79		DOMINICAN REPUBLIC	2
80		ECUADOR	1
81		MEXICO	40
82		PANAMA	1
83		PERU	15
84		URUGUAY	4
85		VENEZUELA	3
Sub Total			147
Grand Total			1,646

I. Cancellations by Category

Cancellation by Category		
Category	Number	%
IFA Member	21	62 %
Non-IFA Member	8	23 %
Accompanying Persons	5	15 %
Total	34	100 %

J. Cancellations by Date

Cancellation by Date		
Category	Up to 10 August (20% Cancellation Refund Fee Charge)	%
IFA Member	16	76 %
Non-IFA Member	2	10 %
Accompanying Persons	3	14 %
Total	21	100 %

K. No Shows by Category

Category	Number	%
IFA Member	8	14 %
Non-IFA Member	44	78 %
Accompanying Persons	4	7 %
Total	56	100 %

L. Cancellations by Country

No.	Country	Number
1	Argentina	1
2	Belgium	3
3	Brazil	1
4	Canada	1
5	Finland	1
6	France	3
7	Germany	4
8	Japan	1
9	Morocco	1
10	Netherlands	2
11	Pakistan	2
12	People's Republic of China	2
13	Republic of Korea	3
14	SRI LANKA	1
15	Switzerland	5
16	United States	3
Total		34

M. No Shows by Country

No.	Country	Number	No.	Country	Number
1	Argentina	1	10	Italy	1
2	Bangladesh	1	11	Mexico	2
3	Benin	1	12	Nepal	9
4	Brazil	1	13	Nigeria	7
5	Cameroon	1	14	Pakistan	4
6	Côte D'Ivoire	1	15	Republic of Korea	20
7	Egypt	1	16	Senegal	1
8	Germany	2	17	Uruguay	1
9	Ghana	2			
Total					56

Registration Process / Incomes



72nd CONGRESS OF THE
INTERNATIONAL FISCAL ASSOCIATION
2-6 September 2018 | Seoul, Korea

N. Registration by Tours

	Tour Type	Date and Time	Rate	Number
Half-day Tours	HT 00 First Impression of Seoul – Seoul	Sunday, 2 September 2018 13:00-17:00	Free	217
	HT 01 Authentic Korea – Seoul	Monday, 3 September 2018 09:00-13:00	₩65,000	31
	HT 01 Authentic Korea – Seoul	Friday, 7 September 2018 09:00-13:00	₩65,000	23
	HT 02 Along the Han-River – Seoul	Monday, 3 September 2018 13:00-17:00	₩81,000	30
	HT 03 Wine Tasting at the Cave – Gwangmyeong	Tuesday, 4 September 2018 09:00-13:00	₩85,000	15
	HT 04 Inner Peace – Seoul	Tuesday, 4 September 2018 13:00-17:00	₩67,000	56
	HT 05 Modern Seoul – Seoul	Wednesday, 5 September 2018 09:00-13:00	₩97,000	13
	HT 06 Traditional Seoul – Seoul	Wednesday, 5 September 2018 13:00-17:00	₩67,000	49
	HT 06 Traditional Seoul – Seoul	Friday, 7 September 2018 13:00-17:00	₩67,000	25
	HT 07 Royal Palace Tour, UNESCO Heritage – Seoul	Thursday, 6 September 2018 09:00-13:00	₩67,000	44
HT 08 Street of Youth – Seoul	Thursday, 6 September 2018 13:00-17:00	₩81,000	25	
Full-day Tours	FT 01 All about Suwon – Seoul	Monday, 3 September 2018 09:00-17:00	₩133,000	15
	FT 02 Korean Traditional Liquor Experience – Pocheon	Tuesday, 4 September 2018 09:00-17:00	₩147,000	Cancelled
	FT 03 Places of Sadness in Korea – DMZ	Wednesday, 5 September 2018 08:30-17:00	₩119,000	41
	FT 04 Korean Cultural Insight – Seoul	Friday, 7 September 2018 09:00-17:00	₩124,000	23

Registration Process / Incomes



72nd CONGRESS OF THE
INTERNATIONAL FISCAL ASSOCIATION
2-6 September 2018 | Seoul, Korea

O. Cancellation by Tours

	Tour Type	Date and Time	Rate	Number
Pre- and Post Congress Tours	PR 01 Experiencing the Korean Tradition - Jeonju	Thursday, 30 August 2018 - Friday, 31 August 2018 Duration: 1.5 days (1 night)	(Single) ₩490,000 (Double) ₩330,000	Cancelled
	PR 02 Looking Deep into the Unique Nature of Korea - Seorak	Friday, 31 August. 2018 - Saturday, 1 September 2018 Duration: 1.5 days (1 night)	(Single) ₩435,000 (Double) ₩341,000	Cancelled
	PR 03 A City Rich in History and Culture - Busan & Gyeongju	Thursday, 30 August. 2018 - Saturday, 1 September 2018 Duration: 2.5 days (2 nights)	(Single) ₩755,000 (Double) ₩547,000	Cancelled
	PS 01 Gyeongju: the Capital of Shilla Dynasty - Gyeongju	Friday, 7 September 2018 - Saturday, 8 September 2018 Duration: 1.5 days (1 night)	(Single) ₩430,000 (Double) ₩321,000	Cancelled
	PS 02 Hidden Beauty of Korea - Suncheon & Yeosu	Friday, 7 September 2018 - Saturday, 8 September 2018 Duration: 1.5 days (1 night)	(Single) ₩430,000 (Double) ₩337,000	Cancelled
	PS 03 Most Beloved Island in Korea - Jeju Island	Friday, 7 September 2018 - Sunday, 9 September 2018 Duration: 2.5 days (2 nights)	(Single) ₩695,000 (Double) ₩494,000	Cancelled



Attendance Figures

- A. Entry Statistics
- B. Scientific Programme
- C. Special Event
- D. Social Programme
- E. Young IFA Network (YIN)

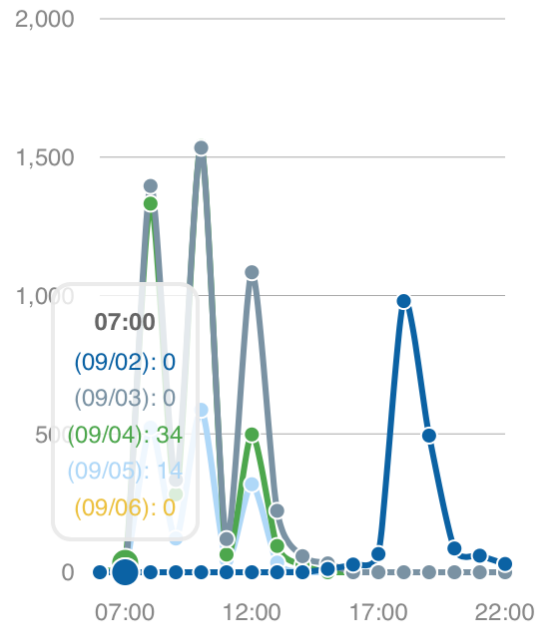
Attendance Figures



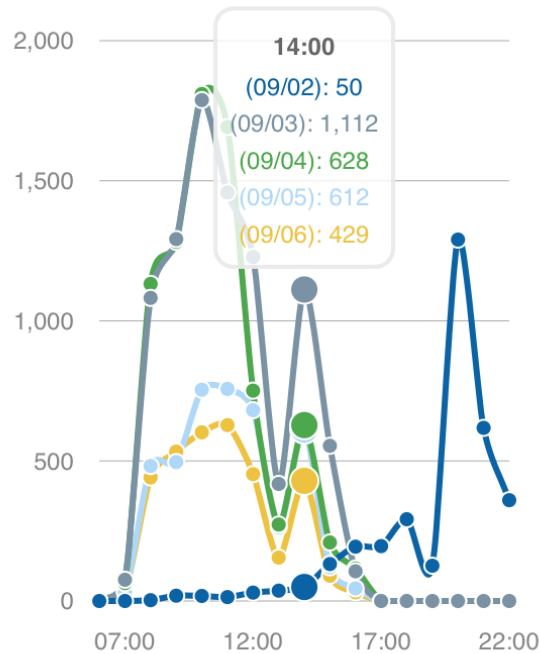
72nd CONGRESS OF THE
INTERNATIONAL FISCAL ASSOCIATION
2-6 September 2018 | Seoul, Korea

A. Entry Statistics by Hour

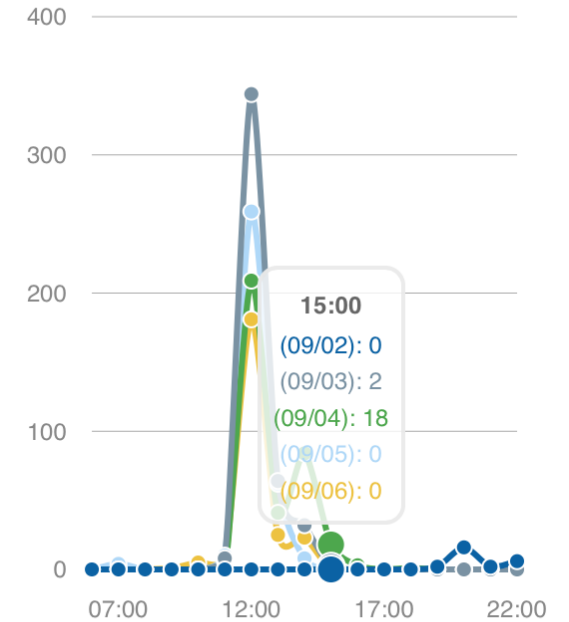
■ Hall D1



■ Hall D2



■ Auditorium



■ 2 September
 ■ 3 September
 ■ 4 September
 ■ 5 September
 ■ 6 September

Attendance Figures



72nd CONGRESS OF THE
INTERNATIONAL FISCAL ASSOCIATION
2-6 September 2018 | Seoul, Korea

A. Entry Statistics by Date

Date	Hall D1	Hall D2	Auditorium
2 September 2018	1,926	3,379	-
3 September 2018	4,780	9,114	450
4 September 2018	3,871	7,957	356
5 September 2018	1,700	4,242	343
6 September 2018	1,355	3,394	242

B. Scientific Programme

Category		Subject	Registration	Attendance	%
Plenary Session	Subject 1	Seeking Anti-Avoidance Measures of General Nature and Scope - GAAR and Other Rules	1,305	946	72%
	Subject 2	Withholding Tax in the Era of BEPS, CIVs and Digital Economy	1,161	886	76%
Seminar	Seminar A	Effectiveness of Anti-Tax Avoidance Mechanisms (Including Limitations of Benefits)	877	648	73%
	Seminar B	Alternatives to Resolving Tax Disputes – Evolving Experience and Possible Developments	1,317	200	15%
	Seminar C	Limits of Tax Jurisdiction – Non-Traditional “Business Presence”	1,110	743	66%
	Seminar D	Recent Trends in the Taxation of Corporate Distributions	912	313	34%
	Seminar E	IFA/OECD	1,245	622	49%
	Seminar F	Tax Incentives to Attract Foreign Direct Investments Without Eroding the Tax Base	999	423	42%
	Seminar G	IFA/EU	946	361	38%
	Seminar H	Recent Developments in International Taxation	1,266	505	39%
	Seminar I	Regional Government Officials’ Seminar	780	214	27%
	Seminar J	Recent International VAT/GST Issues from the Perspective of Basic Principles Included in the OECD’s International VAT/GST Guidelines	945	197	20%

Attendance Figures



72nd CONGRESS OF THE
INTERNATIONAL FISCAL ASSOCIATION
2-6 September 2018 | Seoul, Korea

C. Special Event

Date	Time	Event	Invitation	Attendance	%
3 September	11:15-12:30	Government Officials Luncheon	142	88	54%
		Corporate Tax Officers Luncheon	132	102	77%
		Academics Luncheon	147	75	51%
5 September	14:30-16:00	Tea for WIN (Women of IFA Network)	285	150	52%
	16:00-17:00	President's Reception	292	180	61%

Attendance Figures



72nd CONGRESS OF THE
INTERNATIONAL FISCAL ASSOCIATION
2-6 September 2018 | Seoul, Korea

D. Social Programme

Date	Time	Event	Registration	Attendance	%
2 September	19:00-20:00	Opening Ceremony	1,258	1,150	91%
	20:00-22:00	Welcome Reception			
3 September	19:00-22:00	Museum Evening	1,167	850	72%
4 September	19:00-22:00	Korean Night	1,184	900	76%
6 September	20:00-22:00	Gala Dinner	446	484	108%

* Attendance based on F&B consumed

Attendance Figures



72nd CONGRESS OF THE
INTERNATIONAL FISCAL ASSOCIATION
2-6 September 2018 | Seoul, Korea

E. Young IFA Network (YIN)

Date	Time	Event	Registration	Attendance	%
2 September	17:30-18:30	YIN Meet & Greet Reception	635	150	23%
4 September	15:00-16:30	YIN Seminar	652	149	22%
5 September	20:30-01:00	YIN Party	818	500	61%



Accommodation

- A. Hotel List
- B. Hotel Check in
- C. Real Usage by Date

Accommodation



72nd CONGRESS OF THE
INTERNATIONAL FISCAL ASSOCIATION
2-6 September 2018 | Seoul, Korea

A. Hotel List

No.	Classification	Official Hotel	Room Type	Offer	Special Rate	Breakfast	Total Room Rate	Distance	
1	5*	Grand InterContinental Seoul	Deluxe	70	290,400	36,300	326,700	5min. on foot	
2		InterContinental Seoul COEX	Superior	235	278,300	36,300	314,600	5min. on foot	
			Temple View		302,500		338,800		
			Club Superior		363,000	INC. for club lounge(1person)	363,000		
3		Oakwood Premier Coex Center	Superior	20	314,600	22,990	337,500	5min. on foot	
4		Le Meridien Seoul	Classic	10	266,200	36,300	302,500	5min. By metro	
5		The Shilla Seoul	Deluxe	5	326,700	36,300	363,000	25min. By metro	
6		Lotte Hotel Seoul	Superior	5	242,000	36,300	278,300	30min. By metro	
7		Lotte Hotel World	Deluxe	5	217,800	30,250	248,050	10min. By metro	
8		4*	Aloft Seoul Gangnam	Aloft	50	157,300	16,940	174,240	10min. By metro
9			L7 Hotels Gangnam	Standard	50	132,000	19,800	151,800	3min. By metro
10		3*	Glad Gangnam Coex Center	Standard	100	130,000	15,000	145,000	5min. on foot
11	Hotel Peyto Samseong		Superior (Single)	60	110,000	16,500	126,500	8min. on foot	
			Deluxe		143,000		159,500		
12	Ibis Styles Ambassador Gangnam		Standard	100	99,000	11,000	110,000	10min. on foot	
		Superior	132,000		143,000				
Total				700					

Accommodation



72nd CONGRESS OF THE
INTERNATIONAL FISCAL ASSOCIATION
2-6 September 2018 | Seoul, Korea

B. Hotel Check in

No.	Classification	Official Hotel	Room Type	Offer	Check in	
1	5*	Grand InterContinental Seoul	Deluxe	70	85	
2		InterContinental Seoul COEX	Superior	235	146	279
			Temple View		85	
			Club Superior		48	
3		Oakwood Premier Coex Center	Superior	20	17	
4		Le Meridien Seoul	Classic	10	24	
5		The Shilla Seoul	Deluxe	5	3	
6		Lotte Hotel Seoul	Superior	5	2	
7		Lotte Hotel World	Deluxe	5	4	
8		4*	Aloft Seoul Gangnam	Aloft	50	6
9			L7 Hotels Gangnam	Standard	50	12
10		3*	Glad Gangnam Coex Center	Standard	100	95
11	Hotel Peyto Samseong		Superior (Single)	60	20	32
			Deluxe		12	
12	Ibis Styles Ambassador Gangnam		Standard	100	22	
		Superior	6			
Total				700	587	

Accommodation



72nd CONGRESS OF THE
INTERNATIONAL FISCAL ASSOCIATION
2-6 September 2018 | Seoul, Korea

C. Real Usage by Date

No.	Classification	Official Hotel	Room Type	Date												
				8/30	8/31	9/1	9/2	9/3	9/4	9/5	9/6	9/7	9/8	9/9	9/10	
1	5*	Grand InterContinental Seoul	Deluxe	2	17	46	77	81	82	76	48	17	1	0	0	
2		InterContinental Seoul COEX	Superior	4	25	77	134	144	143	135	89	22	3	1	0	
			Temple View	3	10	52	79	85	84	74	47	15	3	1	0	
			Club Superior	1	9	34	47	47	46	45	35	13	1	1	1	
3		Oakwood Premier Coex Center	Superior	0	0	8	16	17	16	16	13	4	2	1	0	
4		Le Meridien Seoul	Classic	1	3	7	23	24	24	22	12	4	2	0	0	
5		The Shilla Seoul	Deluxe	0	0	1	3	3	3	1	1	1	0	0	0	
6		Lotte Hotel Seoul	Superior	0	0	1	2	2	2	2	2	1	0	0	0	
7		Lotte Hotel World	Deluxe	0	0	2	2	3	4	4	2	1	0	0	0	
8		4*	Aloft Seoul Gangnam	Aloft	1	2	6	6	6	5	4	4	1	0	0	0
9			L7 Hotels Gangnam	Standard	0	1	8	11	11	11	11	9	7	2	2	2
10		3*	Glad Gangnam Coex Center	Standard	8	18	62	95	95	94	90	77	30	7	0	0
11	Hotel Peyto Samseong		Superior (Single)	0	3	15	20	20	20	19	13	8	1	1	0	
			Deluxe	0	1	9	11	12	12	10	2	2	1	1		
12	Ibis Styles Ambassador Gangnam		Standard	0	3	17	21	21	20	20	17	3	1	1	0	
		Superior	2	0	4	6	6	6	6	5	3	1	0	0		
Total				22	92	349	553	577	572	537	384	132	26	9	4	



Website / Visitors

- A. Audience Overview
- B. Most Used Search Engines
- C. Most Used Domains
- D. Most Used Browsers & OS
- E. Most Used Operating System

Website / Visitors

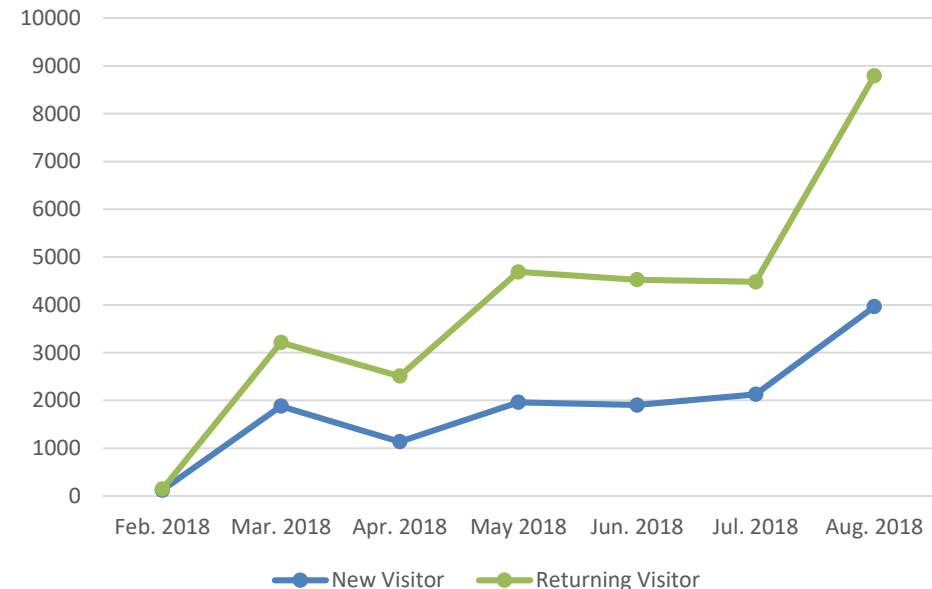


72nd CONGRESS OF THE
INTERNATIONAL FISCAL ASSOCIATION
2-6 September 2018 | Seoul, Korea

A. Audience Overview

■ 1 February 2018 - 31 August 2018

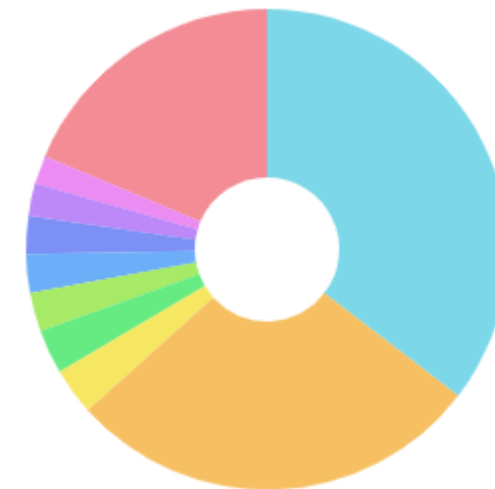
Date	Visitors	New Visitor	Returning Visitor	Monthly Avg.
Feb. 2018	148	123	25	0
Mar. 2018	3,212	1,880	1,332	49
Apr. 2018	2,509	1,138	1,371	104
May 2018	4,690	1,960	2,730	86
Jun. 2018	4,526	1,904	2,622	153
Jul. 2018	4,481	2,127	2,354	150
Aug. 2018	8,790	3,961	4,829	152
Total	28,356	13,093	15,263	694













B. Most Used Search Engines

■ 1 February 2018 - 31 August 2018

No.	Search Engines	Visits	%	No.	Search Engines	Visits	%
1	Google USA	4,518	35.39	24	Google Russia	51	0.40
2	Naver (Korea)	3,569	27.95	25	Yandex	44	0.34
3	Google Korea	405	3.17	26	Google Chile	38	0.30
4	Google Germany	377	2.95	27	Yahoo Japan	37	0.29
5	Google Italy	338	2.65	28	Google Thailand	28	0.22
6	Google Netherlands	331	2.59	29	Google Ireland	23	0.18
7	Google India	322	2.52	30	BING	20	0.16
8	Google Switzerland	281	2.20	31	Google Indonesia	20	0.16
9	Google Canada	243	1.90	32	Google Israel	19	0.15
10	Google France	208	1.63	33	Sogou (China)	14	0.11
11	Google England	207	1.62	34	Ask (USA)	13	0.10
12	Daum (Korea)	183	1.43	35	Google Czech Rep.	11	0.09
13	Google Japan	176	1.38	36	Google New Zealand	10	0.08
14	Google Singapore	156	1.22	37	Google UAE	10	0.08
15	Google Austria	151	1.18	38	Google Hungary	10	0.08
16	Google Spain	150	1.17	39	Nate (Korea)	6	0.05
17	Baidu (China)	134	1.05	40	Google Romania	6	0.05
18	Google Denmark	126	0.99	41	Google Greece	5	0.04
19	Google Norway	99	0.78	42	Google Croatia	2	0.02
20	Google Portugal	98	0.77	43	MSN (USA)	1	0.01
21	Google Finland	97	0.76	44	zum	1	0.01
22	Google Belgium	93	0.73	45	360	1	0.01
23	Google Sweden	77	0.60		Total	12,797	100

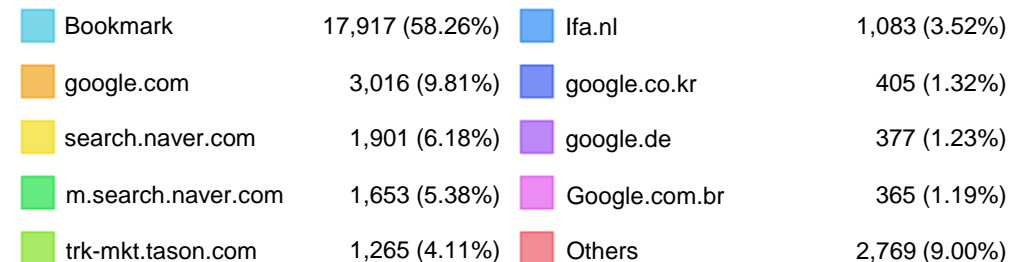
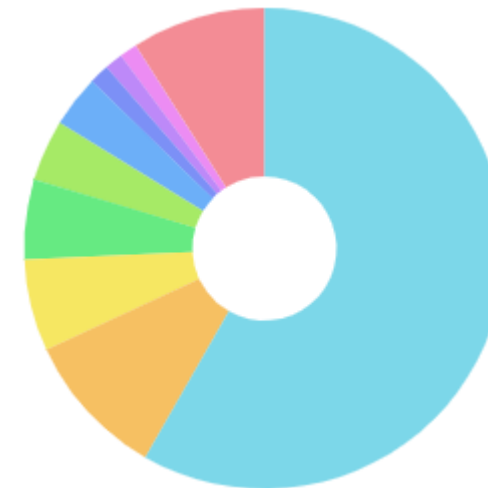


	Google USA	4,518 (35.39%)		Google Netherlands	331 (2.59%)
	Naver (Korea)	3,569 (27.95%)		Google India	322 (2.52%)
	Google Korea	405 (3.17%)		Google Switzerland	281 (2.20%)
	Google Germany	377 (2.95%)		Google Canada	243 (1.90%)
	Google Italy	338 (2.65%)		Others	2,383 (18.67%)

C. Most Used Domains

■ 1 February 2018 - 31 August 2018

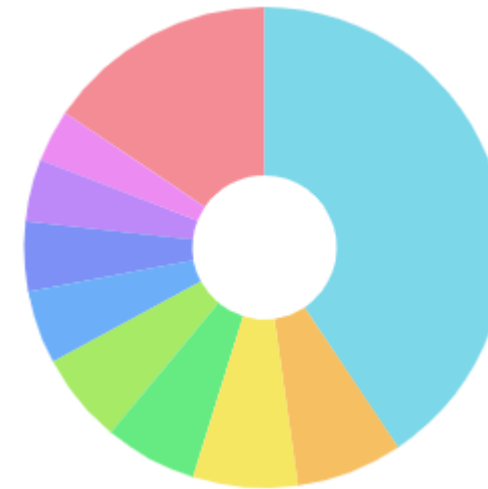
No.	Most Used Domains	No. of Visits	Percentage (%)
1	Bookmark	17,917	50.65
2	google.com	3,016	8.53
3	search.naver.com	1,901	5.37
4	m.search.naver.com	1,653	4.67
5	trk-mkt.tason.com	1,265	3.58
6	ifa.nl	1,083	3.06
7	google.co.kr	405	1.15
8	google.de	377	1.07
9	google.com.br	365	1.03
10	google.it	338	0.96
11	google.nl	331	0.94
12	google.co.in	322	0.91
13	google.ch	281	0.79
14	ifakorea.org	257	0.73
15	google.ca	243	0.69
16	google.com.mx	224	0.63
17	google.fr	208	0.59
18	google.co.uk	207	0.59
19	google.co.jp	182	0.51
20	google.com.sg	176	0.50
	Total	30,751	100



D. Most Used Browsers & OS

■ 1 February 2018 - 31 August 2018

No.	Most Used Browsers & OS	No. of Visits	Percentage (%)
1	Explorer 11.0	51,415	40.59
2	Safari (iPhone)	9,110	7.19
3	Chrome 67.0.3396.99	8,905	7.03
4	Chrome 68.0.3440.106	7,898	6.24
5	Chrome 66.0.3359.181	7,688	6.07
6	Chrome 65.0.3325.181	6,260	4.94
7	Explorer edge	5,925	4.68
8	Chrome 64.0.3282.186	5,330	4.21
9	Chrome 67.0.3396.87	4,452	3.51
10	Chrome 66.0.3359.139	4,354	3.44
11	Safari	3,514	2.77
12	Firefox 61.0	1,826	1.44
13	Firefox 60.0	1,711	1.35
14	Firefox 52.0	1,708	1.35
15	Samsung (Android)	1,552	1.23
16	Firefox 59.0	1,317	1.04
17	Chrome 68.0.3440.84	1,159	0.92
18	Chrome 50.0.2661.102 (Android)	1,003	0.79
19	Chrome 65.0.3325.162	804	0.63
20	Chrome 67.0.3396.87 (Android)	729	0.58
	Total	126,660	100

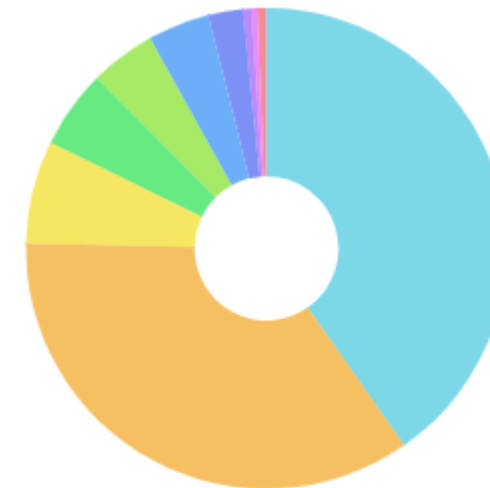


explorer 11.0	51,415 (40.59%)	chrome 65.0.3325.181	6,260 (4.94%)
Safari (iPhone)	9,110 (7.19%)	explorer edge	5,925 (4.68%)
chrome 67.0.3396.99	8,905 (7.03%)	chrome 64.0.3282.186	5,330 (4.21%)
chrome 68.0.3440.106	7,898 (6.24%)	chrome 67.0.3396.87	4,452 (3.51%)
chrome 66.0.3359.181	7,688 (6.07%)	Others	19,677 (15.54%)

E. Most Used Operating System

■ 1 February 2018 - 31 August 2018

No.	Most Used Operating System	No. of Visits	Percentage (%)
1	Windows 7	56,564	40.29
2	Windows 10	49,208	35.05
3	Mac OS X (iPhone)	9,693	6.90
4	Unknown	7,424	5.29
5	Mac OS	6,176	4.40
6	Linux (Android)	5,864	4.18
7	Windows CE	3,249	2.31
8	Windows 2000	819	0.58
9	Windows 98	558	0.40
10	Linux	335	0.24
11	Windows 3.xx	231	0.16
12	Windows 95	205	0.15
13	Unknown Unix system	25	0.02
14	Linux (Samsung)	16	0.01
15	Windows Vista	10	0.01
16	Windows 10 (Android)	7	0.00
17	os/2 (Android)	1	0.00
	Total	140,385	100



Windows 7	56,564 (40.29%)	Linux (Android)	5,864 (4.18%)
Windows 10	49,208 (35.05%)	Windows CE	3,249 (2.31%)
Mac OS X(iPhone)	9,693 (6.90%)	Windows 2000	819 (0.58%)
Unknown	7,424 (5.29%)	Windows 98	558 (0.40%)
Mac OS	6,176 (4.40%)	Others	830 (0.59%)



72nd CONGRESS OF THE
INTERNATIONAL FISCAL ASSOCIATION
2-6 September 2018 | Seoul, Korea

Sponsors and Exhibitors

- A. Sponsorship / Exhibition List
- B. Booth

Sponsors and Exhibitors



72nd CONGRESS OF THE
INTERNATIONAL FISCAL ASSOCIATION
2-6 September 2018 | Seoul, Korea

A. Sponsorship / Exhibition List

Sponsorship		
Level	Included in Sponsorship	Booth
Diamond (USD 65,000)	Yulchon LLC	18m ²
	Kim & Chang	18m ²
	Samil PWC	18m ²
	Thomson Reuters	18m ²
	Samsung	-
Gold (USD 50,000)	Bloomberg Tax	18m ²
	Deloitte Anjin LLC	18m ²
	SK Innovation	-
Silver (USD 30,000)	Lee & Ko	9m ²
	Bae, Kim & Lee LLC	9m ²
	Wolters Kluwer	18m ²
	Yoon & Yang LLC	9m ²
Bronze (USD 15,000)	Samjung KPMG	-
	CMS	-
	Duff & Phelps	9m ²
	Loyens & Loeff	-
	IBFD	27m ²
Friends (USD 10,000)	Lenz & Staehelin	-
	E-Jung Accounting Corporation	-
	Alston Bird	-
	JIPYONG LLC	-
	Burckhardt Law	-

Sponsors and Exhibitors



72nd CONGRESS OF THE
INTERNATIONAL FISCAL ASSOCIATION
2-6 September 2018 | Seoul, Korea

A. Sponsorship / Exhibition List

Exhibitor		
Level	Included in Sponsorship	Booth
Exhibitor (USD 11,000)	WTS Global	9m ²
	Labuan IBFC	9m ²
	Tax Analysts	9m ²
	ADIT	9m ²
Exhibitor Non-Profit (USD 7,000)	IFA 2019 London	9m ²
	IFA 2020 Cancun	9m ²
	IFA 2021 Berlin	9m ²
	IFA Central	9m ²
	IFA Korea	9m ²

Sponsors and Exhibitors



72nd CONGRESS OF THE
INTERNATIONAL FISCAL ASSOCIATION
2-6 September 2018 | Seoul, Korea


B. Booth



Yulchon LLC



Kim & Chang



Samil PwC



Thomson Reuters



Bloomberg Tax



Deloitte Anjin LLC

Sponsors and Exhibitors



72nd CONGRESS OF THE
INTERNATIONAL FISCAL ASSOCIATION
2-6 September 2018 | Seoul, Korea

B. Booth



Lee & Ko



Bae, Kim & Lee LLC



Wolters Kluwer



Yoon & Yang LLC



Duff & Phelps



IBFD

Sponsors and Exhibitors



72nd CONGRESS OF THE
INTERNATIONAL FISCAL ASSOCIATION
2-6 September 2018 | Seoul, Korea

B. Booth



WTS



IBFC



IFA London 2019



Tax Analysts



ADIT



IFA Cancun 2020

Sponsors and Exhibitors



72nd CONGRESS OF THE
INTERNATIONAL FISCAL ASSOCIATION
2-6 September 2018 | Seoul, Korea

B. Booth



IFA 2021 Berlin



IFA Central



IFA Korea



Catering

- A. Refreshments
- B. Lunch
- C. Others

A. Refreshments

Date	Event	Menu	Registration	Order	%
3 September	Morning Refreshments	Coffee and Pastries	1,646	850	51%
	Coffee Break	Coffee		850	51%
	Afternoon Refreshments	Coffee & Cookies		700	42%
4 September	Morning Refreshments	Coffee, Pastries & Fruits		850	51%
	Coffee Break	Coffee		750	45%
	Afternoon Refreshments	Coffee & Cookies		550	33%
5 September	Morning Refreshments	Coffee, Pastries & Fruits		650	39%
	Coffee Break	Coffee		600	36%
	Afternoon Refreshments	Coffee & Cookies		400	24%
6 September	Morning Refreshments	Coffee, Pastries & Fruits		600	36%
	Coffee Break	Coffee		500	30%
	Afternoon Refreshments	Coffee & Cookies		400	24%

*Mineral Water (10,000 bottles), Carbonated Water (2,600 bottles), Soft Drinks and Juice (2,250 cans) ordered separately and provided in all programs during congress dates.

B. Lunch

Date	Event	Menu	Registration	Order	%
2 September	Lunch for Small Meetings	Coffee	113	43	100%
	Working Luncheon PSC/EC/GS	Buffet		70	
3 September	Refreshment Break (Lunch)	Buffet	1,646	700	67%
	Lunch for Small Meetings	Buffet		48	
	Government Officials Luncheon	Western Course with Wine		100	
	Corporate Tax Officers Luncheon	Buffet with Wine		160	
	Academics Luncheon	Buffet with Wine		100	
4 September	Refreshment Break (Lunch)	Buffet	1,646	850	52%
	Lunch for Small Meetings	Lunch Box		10	
5 September	Refreshment Break (Lunch)	Buffet	1,646	700	43%
	Lunch for Small Meetings	Lunch Box		10	
6 September	Refreshment Break (Lunch)	Buffet	1,646	500	30%

C. Others

Date	Event	Menu	Order	Remarks
1-6 September	6 Offices	Coffee and Beverages	All day	Coffee Machine
2 September	Small Meetings	Coffee and Beverages	230	
	YIN Meet & Greet Reception	Snacks and Cocktail Full Bar	150	
	Welcome Reception	Semi Buffet and Cocktail Full Bar	1,100	
3 September	Small Meetings	Coffee and Beverages	300	
	Museum Evening	Semi Buffet and Cocktail Full Bar	850	
4 September	Small Meetings	Coffee and Beverages	150	
	Korean Night	Buffet and Cocktail Full Bar	900	
5 September	Tea for WIN	Coffee, Beverages and Pastries	200	
	President's Reception	Snacks	150	
		Cocktail Full Bar	200	
	YIN Party	Snacks and Cocktail Full Bar	500	
6 September	Gala Reception	Snacks	500	20 Trays
		Cocktail Full Bar	500	
	Gala Dinner	Western Course with Wine	500	



Congress Picture

- A. Registration Desk
- B. Tour Desk
- C. Exhibition
- D. Opening Ceremony
- E. Welcome Reception
- F. Plenary Sessions, Seminars
- G. Government Officials Luncheon
- H. YIN Meet-and-Greet Reception

- I. President's Reception
- J. General Assembly
- K. Museum Evening
- L. Korean Night
- M. YIN Party
- N. Gala Reception
- O. Gala Dinner

[Registration Desk]



[Tour Desk]



[Exhibition]



[Opening Ceremony]


IFA 2018
SEOUL



[Opening Ceremony]



[Welcome Reception]



[Plenary Sessions, Seminars]



[Plenary Sessions, Seminars]




[Government Officials Luncheon]



[YIN Meet-and-Greet Reception]



[President's Reception]



[General Assembly]



[Museum Evening]



[Korean Night]



[YIN Party]



[Gala Reception]



[Gala Dinner]



[Gala Dinner]





Thank You.



IFA 2018
SEOUL

**72nd CONGRESS OF THE
INTERNATIONAL FISCAL ASSOCIATION**
2-6 September 2018 | Seoul, Korea